

HYL-040R0350N210

Non-SELV Series

Product description

- built-in constant current LED Driver
- Adjustable output current between 200 and 350mA via DIP switch
- Max. output power 40 W
- Up to 90 % efficiency
- For luminaires of protection class I
- Nominal life-time up to 50,000 h
- 5-year guarantee



Benefits

- Application-oriented operating window for maximum compatibility
- Long lasting and high reliability


Interfaces

- Terminal blocks: 45° push terminals

Applications


- Linear and area lighting
- Office – industrial – shop

Approval marks

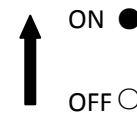


Technical data

Rated supply voltage	220 – 240 V
AC voltage range	198 – 264 V
DC voltage range	186 – 250 V
Mains frequency	0 / 50 / 60 Hz
Overvoltage protection	n.a
Typ. current (at 230 V, 50 Hz, full load)	220 mA
Leakage current (at 230 V, 50 Hz, full load)	< 500 μ A
Max. input power	44 W
Typ. efficiency (at 230 V / 50 Hz / full load)	0.92
λ (at 230 V, 50 Hz, full load)	0.95
Typ. power input on stand-by	n.a
Typ. input power in no-load operation	n.a
In-rush current (peak / duration)	13A/280 μ s
THD (at 230 V, 50 Hz, full load)	<10 %
Time to light (at 230 V, 50 Hz, full load)	n.a
Time to light (DC mode)	n.a
Switchover time (AC/DC)	n.a
Turn off time (at 230 V, 50 Hz, full load)	< 4 ms
Output current tolerance	\pm 3 %
Output LF current ripple (< 120 Hz)	< 10 %
Max. output voltage (no-load voltage)	250 V
Dimming range	n.a
Mains surge capability (between L – N)	1 kV
Mains surge capability (between L/N – PE)	2 kV
Surge voltage at output side (against PE)	0.5 kV
Dimensions L x W x H	210x30x21 mm



Units: mm

DIP Switch

Ordering data

Type	Packaging	Weight per pc.
HYL-040R0350N210	60 pc(s)	0.120 Kg

Specific technical data

Type	DIP Switch		Output current t(mA)	Min. forward voltage (V)	Max. forward voltage (V)	Min. output power (W)	Max. output power (W)	Typ. power consumption (at 230 V, 50 Hz, full load) (W)	Typ. current consumption (at 230 V, 50 Hz, full load)(A)
	PIN 1	PIN 2							
HYL-040R0350N210	●	●	350	40	115	14	40.25	44	0.220
	●	○	300	40	115	12	34.5	38	0.200
	○	●	250	40	160	10	40	44	0.220
	○	○	200	50	160	10	32	36	0.165